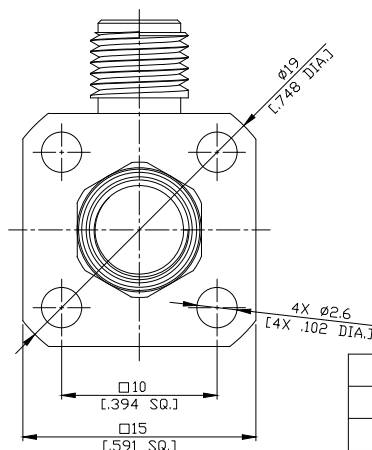
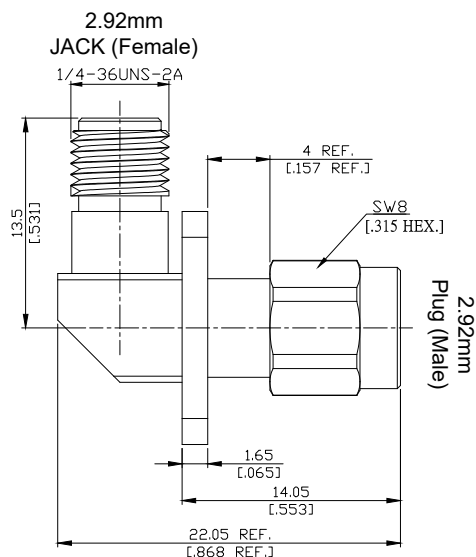
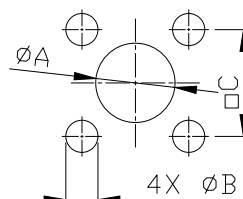


2.92mm Plug (Male) to 2.92mm Jack (female) Panel 4 Hole Flange Mount Adapter,
10 (.394 inch) Hole Spacing DC-40 GHz VSWR1.15

ADL-K1K25A-PF / 9XX-9X



Mounting Dimensions



	mm		inch	
	Max.	Min.	Max.	Min.
A	9.1	9	.358	.354
B	2.8	2.7	.110	.106
C	10.05	9.95	.396	.392

All dimensions are in mm [inch]

Tolerances according to DIN ISO 2768-mH

Interface

Mechanically compatible with
According to

3.5mm, SMA
IEC 61169-35

Electrical Data

Impedance	50 Ω
Frequency	DC to 40 GHz
VSWR (Return Loss)	≤ 1.15 (≥ 23.13 dB)
Insertion Loss	$\leq 0.04 \times \sqrt{F}$ (GHz) dB
Insulation Resistance	≥ 5 G Ω
Test Voltage (at sea level)	750 V rms
Working Voltage (at sea level)	250 V rms
RF Leakage	≥ 100 dB up to 1 GHz

Material And Plating

Piece Parts (2.92mm)	Material	Plating
Centre Contact	Beryllium Copper	Gold plating, 3 μ inch (Non-magnetic nickel-phosphorus underplating, 80 μ inch)
Body	Stainless Steel	Passivated
Insulator	PEI	
Gasket	Silicone Rubber	
Coupling Nut	Stainless Steel	Passivated
Piece Parts (2.92mm)	Material	Plating
Centre Contact	Beryllium Copper	Gold plating, 3 μ inch (Non-magnetic nickel-phosphorus underplating, 80 μ inch)
Body	Stainless Steel	Passivated
Insulator	PEI	
Gasket	Silicone Rubber	

The facts and figures herein are carefully compiled to the best of our knowledge, but they are intended for general informational purposes only. In the effort to improve our products, we reserve the right to make changes judged to be necessary.

Rev.:
Date:
10/27/2018

Rosnol RF/Microwave Technology Co., Ltd.
www.rosnol.com; info@rosnol.com
Phone: +886-3-463-5095 / Fax: +886-3-463-5952
N-CAGE Code: SFKK0 / ISO9001 Certified

Page
1/2

2.92mm Plug (Male) to 2.92mm Jack (female) Panel 4 Hole Flange Mount Adapter,
10 (.394 inch) Hole Spacing DC-40 GHz VSWR1.15

ADL-K1K25A-PF / 9XX-9X

Mechanical Data

Coupling mechanisms	Screw-lock
Mating Cycles	≥ 500
Coupling Nut Retention	N/A
Center Contact Captivation: axial	≥ 20 N
Weight	0.0040 kg
Coupling Test Torque	1.70 Nm max.
Recommended Torque	0.9 Nm

Environmental Data

Temperature Range	-60°C to +165°C
Thermal shock	MIL-STD-202, Method 107, Condition B
Corrosion	MIL-STD-202, Method 101, Condition B
Vibration	MIL-STD-202, Method 204, Condition D
Shock	MIL-STD-202, Method 213, Condition I
Moisture Resistance	MIL-STD-202, Method 106
RoHS	compliant

Packing

Single or 100