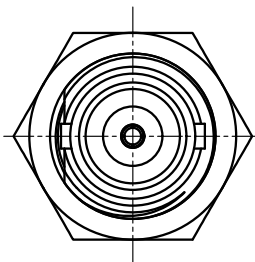
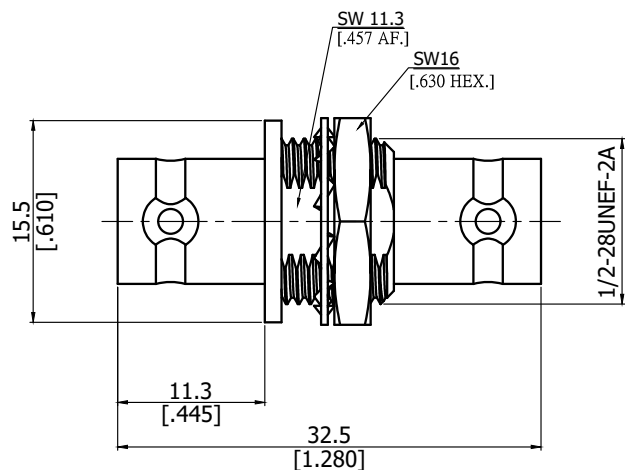
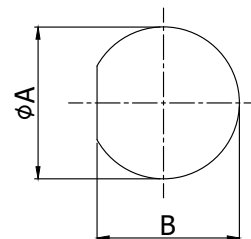


Bulkhead Mount Isolated Ground BNC Female to BNC Female Adapter  
DC-4GHz VSWR1.50

**AD-B2B25A-BH-ISO / 93-93**



Mounting Dimensions



	mm		inch	
	Max.	Min.	Max.	Min.
A	11.7	11.65	.461	.459
B	12.8	12.75	.504	.502

All dimensions are in mm [inch]

Tolerances according to DIN ISO 2768-mH

**Interface**

according to

IEC 61169-8; MIL-STD-348B/301

**Electrical Data**

Impedance

50 Ω

Frequency

DC to 4 GHz

VSWR (Return Loss)

≤ 1.50 (≥ 14 dB)

Insertion Loss

≤ 0.1 x √F (GHz) dB

Insulation resistance

≥ 5 GΩ

Center contact resistance

≤ 1.5 mΩ

Outer contact resistance

≤ 1 mΩ

Test voltage

1500 V rms

Working voltage

500 V rms

Power handling (at 20 °C, sea level, VSWR 1.0)

≤ 80 W @ 2 GHz

**Material And Plating**

Piece Parts (BNC)	Material	Plating
Centre contact	Beryllium Copper	Gold plating, 3 pinch (Non-magnetic nickel-phosphorus underplating, 80 pinch)
Body	Brass	Nickel
Insulator	PTFE	
Gasket	Silicone Rubber	
Fastening nut	Brass	Nickel
Washer	Brass	Nickel
Piece Parts (BNC)	Material	Plating
Centre contact	Beryllium Copper	Gold plating, 3 pinch (Non-magnetic nickel-phosphorus underplating, 80 pinch)
Body	Brass	Nickel
Insulator	PTFE	

The facts and figures herein are carefully compiled to the best of our knowledge, but they are intended for general informational purposes only. In the effort to improve our products, we reserve the right to make changes judged to be necessary.

Rev.:  
Date: JUL/16/2021  
Rosnol RF/Microwave Technology Co., Ltd.  
www.rosnol.com; info@rosnol.com  
Phone: +886-3-463-5095 / Fax: +886-3-463-5952  
N-CAGE Code: SFKK0 / ISO9001 Certified

Page

1/2

Bulkhead Mount Isolated Ground BNC Female to BNC Female Adapter  
DC-4GHz VSWR1.50

# AD-B2B25A-BH-ISO / 93-93

## Mechanical Data

Coupling mechanisms	Bayonet-lock
Mating cycles	min. 500
Center contact captivation: axial	≥27 N
Coupling nut retention force ≥ 450	≥ 450 N

## Environmental Data

Temperature Range	-65°C to +165°C
Thermal shock	MIL-STD-202, Meth. 107, Cond. B
Corrosion	MIL-STD-202, Meth. 101, Cond. B
Vibration	MIL-STD-202, Meth. 204, Cond. B
Shock	MIL-STD-202, Meth. 213, Cond. G
Moisture resistance	MIL-STD-202, Meth. 106
RoHS	compliant

## Packing

Single or 100