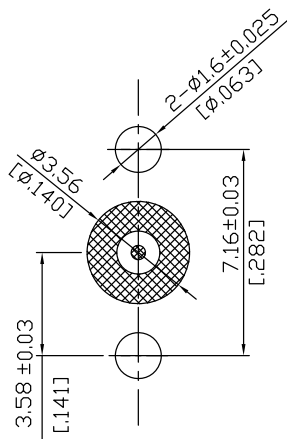
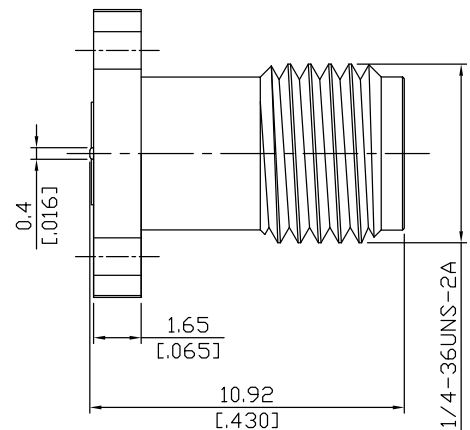
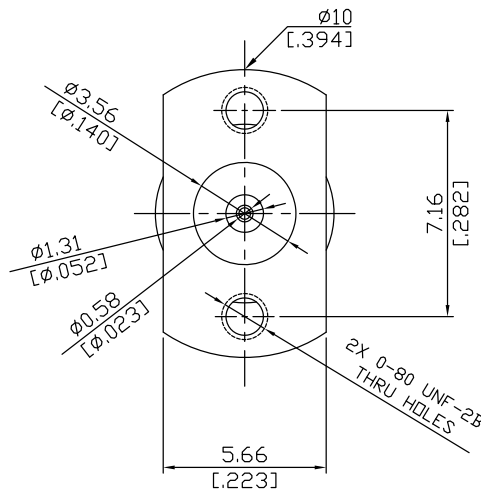


2.92mm Jack (female) Connector Compression Mount
For High Speed Stripline Options DC-40GHz

K2LA50-1092A / 9X



RECOMMENDED MOUNTING PATTERN



All dimensions are in mm [inch]

Tolerances according to DIN ISO 2768-mH

Interface

According to

IEC 61169-40

Electrical Data

Impedance	50 Ω
Frequency	DC to 40 GHz
VSWR (Return Loss)	≤ 1.35 (≥ 16.54 dB)
Insertion Loss	≤ 0.04 x √F (GHz) dB
Insulation Resistance	≥ 5 GΩ
Test Voltage	750 V rms
Working voltage	250 V rms
RF-leakage	≥ 100 dB up to 1 GHz

Material And Plating

Piece Parts	Material	Plating
Centre contact	Beryllium Copper	Gold plating, 3 µinch (Non-magnetic nickel-phosphorus underplating, 80 µinch)
Body	Stainless Steel	Passivated
Insulator	PEI	

2.92mm Jack (female) Connector Compression Mount
For High Speed Stripline Options DC-40GHz

K2LA50-1092A / 9X

Mechanical Data

Coupling mechanisms	Screw-lock
Mating Cycles	≥ 500
Center Contact Captivation: axial	≥ 20 N
Coupling Test Torque	1.65 Nm
Recommended Torque	0.80 Nm to 1.10 Nm

Environmental Data

Temperature Range	-55°C to +165°C
Corrosion	MIL-STD-202, Method 101, Condition B
Vibration	MIL-STD-202, Method 204, Condition D
Shock	MIL-STD-202, Method 213, Condition I
Moisture Resistance	MIL-STD-202, Method 106
RoHS	compliant

Packing

Single or 100